

HVAH Newsletter



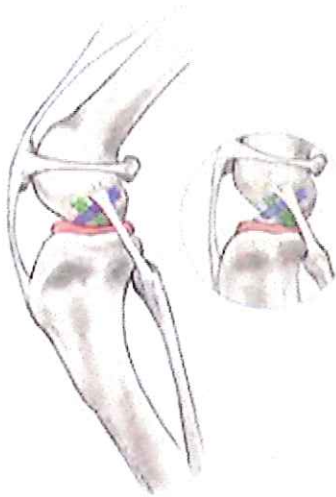
February . 2015
Hunt Valley Animal Hospital
11206 York Road
Cockeysville, MD
21030

www.huntvalleyanimalhospital.com

410-527-0800
Fax: 410-527-0041

Cruciate Ligament Rupture

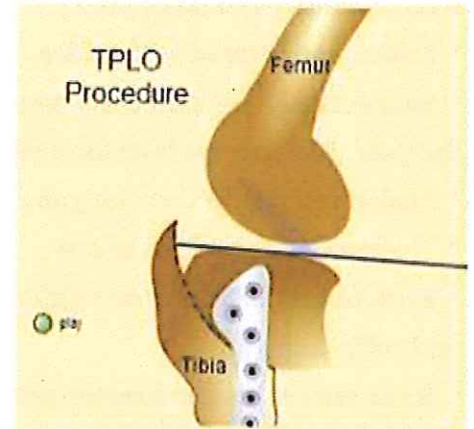
The cruciate ligament is the primary stabilizer of the knee. The ligament rarely tears, but when it does, it is due to the degeneration in the ligament over time. Once the ligament ruptures, it causes severe inflammation within the joint. Chronic lameness is associated with the instability within the stifle joint caused by the tibial plateau angle. In a dog, the plateau slopes caudally which means "toward the tail". When he/she bears weight, the femur hits the top of the tibia and slips backward, down the tibial plateau. When this occurs, the medial meniscus can be crushed or torn.



In order to repair the damage, many owners will choose to have the TPLO, "tibial plateau leveling osteotomy" procedure completed on their pet. The procedure is primarily chosen for dogs weighing 70 lbs. or more, however it is increasingly becoming the procedure of choice for dogs of any size.

The TPLO changes the biomechanics to the stifle, "knee". This procedure requires special x-rays that allow the surgeon to measure the slope of the medial plateau. The slope angle is then converted into millimeters depending on the size of the osteotomy, "a surgical procedure in which a bone is cut to shorten, lengthen, or change its alignment". This procedure incorporates the release of meniscus and debridement of remaining cruciate ligament. A jig is then placed on the medial aspect of the tibia, then a curved saw blade is utilized to make the osteotomy. The osteotomy is then rotated a specific number of millimeters, then stabilized by a bone

plate. This procedure takes about 8 weeks to heal. The osteotomy must go through the process of bone healing, just like a fracture. During this period, your dog should have only controlled exercise. Post surgical x-rays are taken about 8 weeks after the surgery to determine if the healing is sufficient, allowing your pet back to normal activity. This condition is known to be a "bilateral" condition, meaning it can occur in both rear legs. Unfortunately, dogs that tear one cruciate ligament have an 85% chance of tearing the other side, often within 1-2 years of the first injury.



"Meet Our Staff" Spotlight is on Bri

Bri came to us in August, 2009 and is a great asset to our reception staff. Born in Toronto, Ontario, Bri moved to the US in 1997, graduating from Pikesville High School in 2006. Bri still has several family members living back in Canada whom she does get to see occasionally. She currently lives in Baltimore, MD with her love Brett, and two crazy cats, Pookie and Sokka. "Pookie", the oldest "found" Bri several years ago and she says "it was love at first sight"! She didn't want to get attached, but Pookie had another plan. Sokka was adopted through a co-worker after being found on a construction site. Luckily workers found him before the bulldozer did. Sokka keeps Bri on her toes as he gets "into everything", and adds entertainment by chasing his tail in the bathtub.

Bri loves to travel, however she doesn't get to do it as much as she'd like. She enjoys watching movies, trying new restaurants, and going out with friends. Bri keeps us all on our toes - she is our spelling fanatic guaranteed to find all our clerical errors :) Bri is a collector - of pens! She has every pen or marker known to mankind. She is worse than a kid in a candy store when she visits the pen aisle of Dollar Tree. There have been times we've considered a "pen intervention".

Her hopes are to one day join the dog owner ranks and would love to travel to Europe or Australia. Bri would like to marry and possibly become a mother some day, but not any time soon.



Interesting Snake Facts



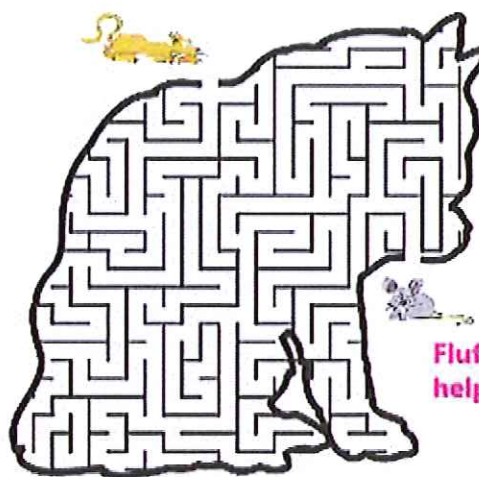
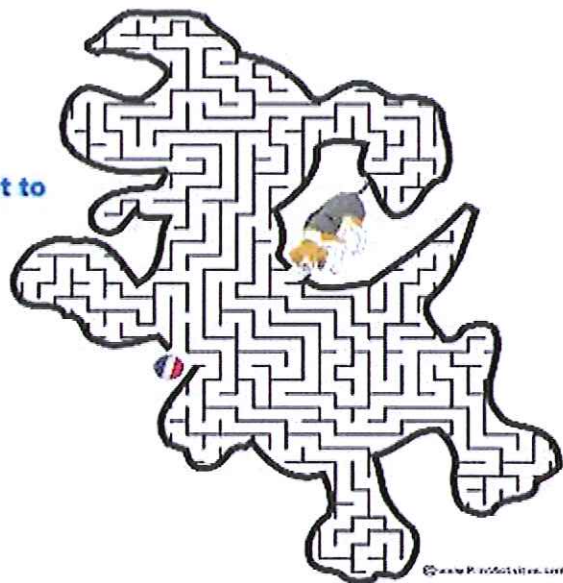
California King Snake

- Snakes are carnivores ...
- Snakes do not have eyelids ...
- Snakes cannot bite their food, they must swallow it whole ...
- Snakes jaws are very flexible allowing them to eat prey larger than their heads ...
- Snakes are found on every continent of the world except Antarctica ...
- Snakes have internal ears, but not external ones ...
- Snakes used in snake charming performances respond to movement not sound ...
- There are at least 3000 difference species of snakes ...
- Snakes have a unique anatomy allowing them to swallow and digest large prey ...
- Snakes are covered with scales ...
- Snakes shed their skin a number of times throughout the year. The process lasts for a few days ...
- Snakes smell with their tongue ...
- Snake skin is smooth and dry ...
- Pythons kill their prey by tightly wrapping around it and suffocating it.
- Some sea snakes can breathe partially through their skin, allowing for longer dives underwater.
- Two very common diseases of snakes are "mouth rot" and "respiratory infections" ...



Corn Snake

Help Sparky get to his ball ...



Fluffy could use some help catching that

Protect Your Pet!

Without identification, 90% of the 10 million lost pets every year don't return home. To protect your pet from never being found if he/she were to get away from you, microchip and enroll your pet with a company you can trust.

Hunt Valley Animal Hospital is proud to offer the HomeAgain Microchip pet relocation system. The microchip is inserted under the skin between the shoulder blades, much like a vaccine. Most pets do not respond negatively to the insertion of the chip.

The microchip is electronically connected to your information and your veterinarian information. Once you report your pet lost, the 24/7 Recovery Specialists at HomeAgain issue an immediate lost pet alert to local vets, shelters, and Pet Rescuers.

For more information, contact us or visit the HomeAgain website: www.homeagain.com



Manage your pet on our Pet Portal!
<https://www.vetsecure.com/huntvalleyah.com>

Upload your pets picture, keep up to date with your pets exams and vaccines.
Update your contact information and even request an appointment!



US

facebook.